

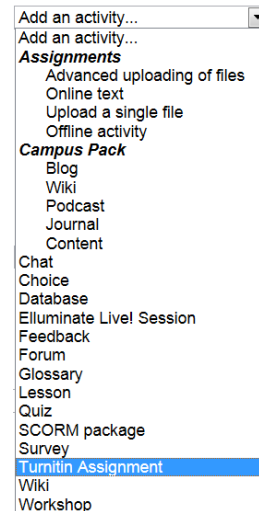
Turnitin is plagiarism detection software; assignments can be submitted to Turnitin within Moodle itself. To set up an assignment, go to your course and make sure that editing is switched on. Click **Add an Activity** and select **Turnitin Assignment** within the drop-down menu. This will take you to the **Turnitin set-up** screen, which is divided into 3 sections:

1. General
2. Turnitin Advanced Options
3. Common Module Settings

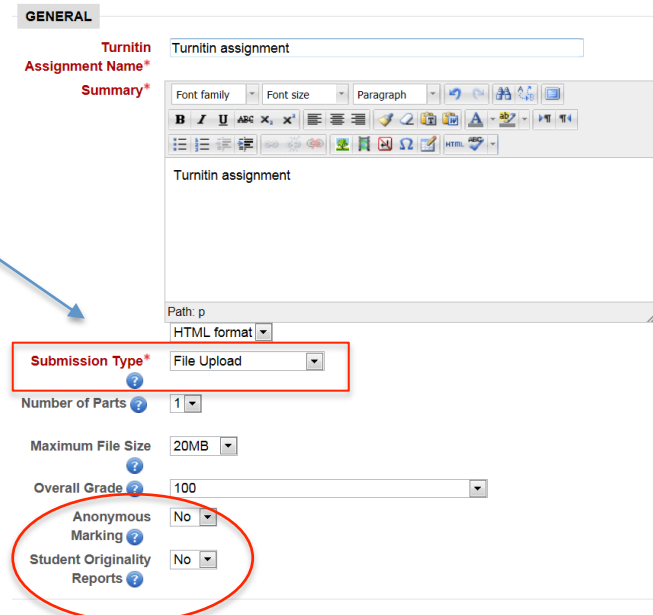
1. General

Enter a name for the assignment and a description or any special instructions you would like to give to your students. We suggest selecting **File upload** for the **Submission Type**.

Note: It is possible to have more than one submission part, to allow students to submit a coversheet or Bibliography as a separate file. The maximum allowed file size is 20MB. If your department has a policy of **anonymous marking**, then you should select **yes**. The next drop-down menu gives you the option to make the results of the Originality Report available to students.



Adding a new Turnitin Assignment to Topic 3



GENERAL

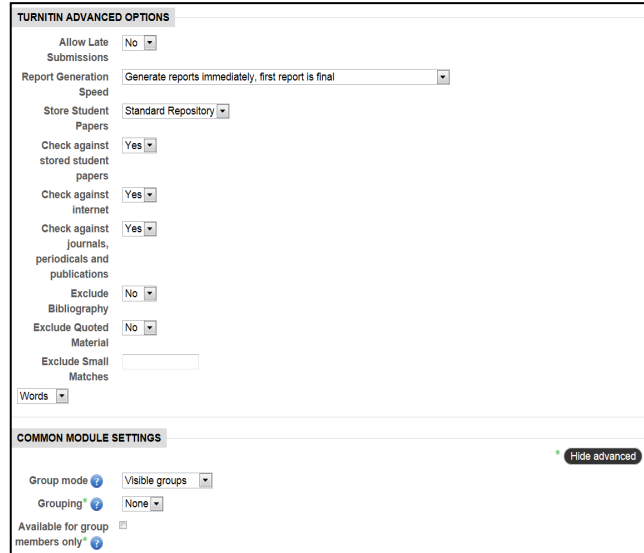
Turnitin assignment

Font family Font size Paragraph

B I U ABC X₂ X₃ X₄ X₅ X₆ X₇ X₈ X₉ X₁₀ X₁₁ X₁₂ X₁₃ X₁₄ X₁₅ X₁₆ X₁₇ X₁₈ X₁₉ X₂₀ X₂₁ X₂₂ X₂₃ X₂₄ X₂₅ X₂₆ X₂₇ X₂₈ X₂₉ X₃₀ X₃₁ X₃₂ X₃₃ X₃₄ X₃₅ X₃₆ X₃₇ X₃₈ X₃₉ X₄₀ X₄₁ X₄₂ X₄₃ X₄₄ X₄₅ X₄₆ X₄₇ X₄₈ X₄₉ X₅₀ X₅₁ X₅₂ X₅₃ X₅₄ X₅₅ X₅₆ X₅₇ X₅₈ X₅₉ X₆₀ X₆₁ X₆₂ X₆₃ X₆₄ X₆₅ X₆₆ X₆₇ X₆₈ X₆₉ X₇₀ X₇₁ X₇₂ X₇₃ X₇₄ X₇₅ X₇₆ X₇₇ X₇₈ X₇₉ X₈₀ X₈₁ X₈₂ X₈₃ X₈₄ X₈₅ X₈₆ X₈₇ X₈₈ X₈₉ X₉₀ X₉₁ X₉₂ X₉₃ X₉₄ X₉₅ X₉₆ X₉₇ X₉₈ X₉₉ X₁₀₀ X₁₀₁ X₁₀₂ X₁₀₃ X₁₀₄ X₁₀₅ X₁₀₆ X₁₀₇ X₁₀₈ X₁₀₉ X₁₁₀ X₁₁₁ X₁₁₂ X₁₁₃ X₁₁₄ X₁₁₅ X₁₁₆ X₁₁₇ X₁₁₈ X₁₁₉ X₁₂₀ X₁₂₁ X₁₂₂ X₁₂₃ X₁₂₄ X₁₂₅ X₁₂₆ X₁₂₇ X₁₂₈ X₁₂₉ X₁₃₀ X₁₃₁ X₁₃₂ X₁₃₃ X₁₃₄ X₁₃₅ X₁₃₆ X₁₃₇ X₁₃₈ X₁₃₉ X₁₄₀ X₁₄₁ X₁₄₂ X₁₄₃ X₁₄₄ X₁₄₅ X₁₄₆ X₁₄₇ X₁₄₈ X₁₄₉ X₁₅₀ X₁₅₁ X₁₅₂ X₁₅₃ X₁₅₄ X₁₅₅ X₁₅₆ X₁₅₇ X₁₅₈ X₁₅₉ X₁₆₀ X₁₆₁ X₁₆₂ X₁₆₃ X₁₆₄ X₁₆₅ X₁₆₆ X₁₆₇ X₁₆₈ X₁₆₉ X₁₇₀ X₁₇₁ X₁₇₂ X₁₇₃ X₁₇₄ X₁₇₅ X₁₇₆ X₁₇₇ X₁₇₈ X₁₇₉ X₁₈₀ X₁₈₁ X₁₈₂ X₁₈₃ X₁₈₄ X₁₈₅ X₁₈₆ X₁₈₇ X₁₈₈ X₁₈₉ X₁₉₀ X₁₉₁ X₁₉₂ X₁₉₃ X₁₉₄ X₁₉₅ X₁₉₆ X₁₉₇ X₁₉₈ X₁₉₉ X₂₀₀ X₂₀₁ X₂₀₂ X₂₀₃ X₂₀₄ X₂₀₅ X₂₀₆ X₂₀₇ X₂₀₈ X₂₀₉ X₂₁₀ X₂₁₁ X₂₁₂ X₂₁₃ X₂₁₄ X₂₁₅ X₂₁₆ X₂₁₇ X₂₁₈ X₂₁₉ X₂₂₀ X₂₂₁ X₂₂₂ X₂₂₃ X₂₂₄ X₂₂₅ X₂₂₆ X₂₂₇ X₂₂₈ X₂₂₉ X₂₃₀ X₂₃₁ X₂₃₂ X₂₃₃ X₂₃₄ X₂₃₅ X₂₃₆ X₂₃₇ X₂₃₈ X₂₃₉ X₂₄₀ X₂₄₁ X₂₄₂ X₂₄₃ X₂₄₄ X₂₄₅ X₂₄₆ X₂₄₇ X₂₄₈ X₂₄₉ X₂₅₀ X₂₅₁ X₂₅₂ X₂₅₃ X₂₅₄ X₂₅₅ X₂₅₆ X₂₅₇ X₂₅₈ X₂₅₉ X₂₆₀ X₂₆₁ X₂₆₂ X₂₆₃ X₂₆₄ X₂₆₅ X₂₆₆ X₂₆₇ X₂₆₈ X₂₆₉ X₂₇₀ X₂₇₁ X₂₇₂ X₂₇₃ X₂₇₄ X₂₇₅ X₂₇₆ X₂₇₇ X₂₇₈ X₂₇₉ X₂₈₀ X₂₈₁ X₂₈₂ X₂₈₃ X₂₈₄ X₂₈₅ X₂₈₆ X₂₈₇ X₂₈₈ X₂₈₉ X₂₉₀ X₂₉₁ X₂₉₂ X₂₉₃ X₂₉₄ X₂₉₅ X₂₉₆ X₂₉₇ X₂₉₈ X₂₉₉ X₃₀₀ X₃₀₁ X₃₀₂ X₃₀₃ X₃₀₄ X₃₀₅ X₃₀₆ X₃₀₇ X₃₀₈ X₃₀₉ X₃₁₀ X₃₁₁ X₃₁₂ X₃₁₃ X₃₁₄ X₃₁₅ X₃₁₆ X₃₁₇ X₃₁₈ X₃₁₉ X₃₂₀ X₃₂₁ X₃₂₂ X₃₂₃ X₃₂₄ X₃₂₅ X₃₂₆ X₃₂₇ X₃₂₈ X₃₂₉ X₃₃₀ X₃₃₁ X₃₃₂ X₃₃₃ X₃₃₄ X₃₃₅ X₃₃₆ X₃₃₇ X₃₃₈ X₃₃₉ X₃₄₀ X₃₄₁ X₃₄₂ X₃₄₃ X₃₄₄ X₃₄₅ X₃₄₆ X₃₄₇ X₃₄₈ X₃₄₉ X₃₅₀ X₃₅₁ X₃₅₂ X₃₅₃ X₃₅₄ X₃₅₅ X₃₅₆ X₃₅₇ X₃₅₈ X₃₅₉ X₃₆₀ X₃₆₁ X₃₆₂ X₃₆₃ X₃₆₄ X₃₆₅ X₃₆₆ X₃₆₇ X₃₆₈ X₃₆₉ X₃₇₀ X₃₇₁ X₃₇₂ X₃₇₃ X₃₇₄ X₃₇₅ X₃₇₆ X₃₇₇ X₃₇₈ X₃₇₉ X₃₈₀ X₃₈₁ X₃₈₂ X₃₈₃ X₃₈₄ X₃₈₅ X₃₈₆ X₃₈₇ X₃₈₈ X₃₈₉ X₃₉₀ X₃₉₁ X₃₉₂ X₃₉₃ X₃₉₄ X₃₉₅ X₃₉₆ X₃₉₇ X₃₉₈ X₃₉₉ X₄₀₀ X₄₀₁ X₄₀₂ X₄₀₃ X₄₀₄ X₄₀₅ X₄₀₆ X₄₀₇ X₄₀₈ X₄₀₉ X₄₁₀ X₄₁₁ X₄₁₂ X₄₁₃ X₄₁₄ X₄₁₅ X₄₁₆ X₄₁₇ X₄₁₈ X₄₁₉ X₄₂₀ X₄₂₁ X₄₂₂ X₄₂₃ X₄₂₄ X₄₂₅ X₄₂₆ X₄₂₇ X₄₂₈ X₄₂₉ X₄₃₀ X₄₃₁ X₄₃₂ X₄₃₃ X₄₃₄ X₄₃₅ X₄₃₆ X₄₃₇ X₄₃₈ X₄₃₉ X₄₄₀ X₄₄₁ X₄₄₂ X₄₄₃ X₄₄₄ X₄₄₅ X₄₄₆ X₄₄₇ X₄₄₈ X₄₄₉ X₄₅₀ X₄₅₁ X₄₅₂ X₄₅₃ X₄₅₄ X₄₅₅ X₄₅₆ X₄₅₇ X₄₅₈ X₄₅₉ X₄₆₀ X₄₆₁ X₄₆₂ X₄₆₃ X₄₆₄ X₄₆₅ X₄₆₆ X₄₆₇ X₄₆₈ X₄₆₉ X₄₇₀ X₄₇₁ X₄₇₂ X₄₇₃ X₄₇₄ X₄₇₅ X₄₇₆ X₄₇₇ X₄₇₈ X₄₇₉ X₄₈₀ X₄₈₁ X₄₈₂ X₄₈₃ X₄₈₄ X₄₈₅ X₄₈₆ X₄₈₇ X₄₈₈ X₄₈₉ X₄₉₀ X₄₉₁ X₄₉₂ X₄₉₃ X₄₉₄ X₄₉₅ X₄₉₆ X₄₉₇ X₄₉₈ X₄₉₉ X₅₀₀ X₅₀₁ X₅₀₂ X₅₀₃ X₅₀₄ X₅₀₅ X₅₀₆ X₅₀₇ X₅₀₈ X₅₀₉ X₅₁₀ X₅₁₁ X₅₁₂ X₅₁₃ X₅₁₄ X₅₁₅ X₅₁₆ X₅₁₇ X₅₁₈ X₅₁₉ X₅₂₀ X₅₂₁ X₅₂₂ X₅₂₃ X₅₂₄ X₅₂₅ X₅₂₆ X₅₂₇ X₅₂₈ X₅₂₉ X₅₃₀ X₅₃₁ X₅₃₂ X₅₃₃ X₅₃₄ X₅₃₅ X₅₃₆ X₅₃₇ X₅₃₈ X₅₃₉ X₅₄₀ X₅₄₁ X₅₄₂ X₅₄₃ X₅₄₄ X₅₄₅ X₅₄₆ X₅₄₇ X₅₄₈ X₅₄₉ X₅₅₀ X₅₅₁ X₅₅₂ X₅₅₃ X₅₅₄ X₅₅₅ X₅₅₆ X₅₅₇ X₅₅₈ X₅₅₉ X₅₆₀ X₅₆₁ X₅₆₂ X₅₆₃ X₅₆₄ X₅₆₅ X₅₆₆ X₅₆₇ X₅₆₈ X₅₆₉ X₅₇₀ X₅₇₁ X₅₇₂ X₅₇₃ X₅₇₄ X₅₇₅ X₅₇₆ X₅₇₇ X₅₇₈ X₅₇₉ X₅₈₀ X₅₈₁ X₅₈₂ X₅₈₃ X₅₈₄ X₅₈₅ X₅₈₆ X₅₈₇ X₅₈₈ X₅₈₉ X₅₉₀ X₅₉₁ X₅₉₂ X₅₉₃ X₅₉₄ X₅₉₅ X₅₉₆ X₅₉₇ X₅₉₈ X₅₉₉ X₆₀₀ X₆₀₁ X₆₀₂ X₆₀₃ X₆₀₄ X₆₀₅ X₆₀₆ X₆₀₇ X₆₀₈ X₆₀₉ X₆₁₀ X₆₁₁ X₆₁₂ X₆₁₃ X₆₁₄ X₆₁₅ X₆₁₆ X₆₁₇ X₆₁₈ X₆₁₉ X₆₂₀ X₆₂₁ X₆₂₂ X₆₂₃ X₆₂₄ X₆₂₅ X₆₂₆ X₆₂₇ X₆₂₈ X₆₂₉ X₆₃₀ X₆₃₁ X₆₃₂ X₆₃₃ X₆₃₄ X₆₃₅ X₆₃₆ X₆₃₇ X₆₃₈ X₆₃₉ X₆₄₀ X₆₄₁ X₆₄₂ X₆₄₃ X₆₄₄ X₆₄₅ X₆₄₆ X₆₄₇ X₆₄₈ X₆₄₉ X₆₅₀ X₆₅₁ X₆₅₂ X₆₅₃ X₆₅₄ X₆₅₅ X₆₅₆ X₆₅₇ X₆₅₈ X₆₅₉ X₆₆₀ X₆₆₁ X₆₆₂ X₆₆₃ X₆₆₄ X₆₆₅ X₆₆₆ X₆₆₇ X₆₆₈ X₆₆₉ X₆₇₀ X₆₇₁ X₆₇₂ X₆₇₃ X₆₇₄ X₆₇₅ X₆₇₆ X₆₇₇ X₆₇₈ X₆₇₉ X₆₈₀ X₆₈₁ X₆₈₂ X₆₈₃ X₆₈₄ X₆₈₅ X₆₈₆ X₆₈₇ X₆₈₈ X₆₈₉ X₆₉₀ X₆₉₁ X₆₉₂ X₆₉₃ X₆₉₄ X₆₉₅ X₆₉₆ X₆₉₇ X₆₉₈ X₆₉₉ X₇₀₀ X₇₀₁ X₇₀₂ X₇₀₃ X₇₀₄ X₇₀₅ X₇₀₆ X₇₀₇ X₇₀₈ X₇₀₉ X₇₁₀ X₇₁₁ X₇₁₂ X₇₁₃ X₇₁₄ X₇₁₅ X₇₁₆ X₇₁₇ X₇₁₈ X₇₁₉ X₇₂₀ X₇₂₁ X₇₂₂ X₇₂₃ X₇₂₄ X₇₂₅ X₇₂₆ X₇₂₇ X₇₂₈ X₇₂₉ X₇₃₀ X₇₃₁ X₇₃₂ X₇₃₃ X₇₃₄ X₇₃₅ X₇₃₆ X₇₃₇ X₇₃₈ X₇₃₉ X₇₄₀ X₇₄₁ X₇₄₂ X₇₄₃ X₇₄₄ X₇₄₅ X₇₄₆ X₇₄₇ X₇₄₈ X₇₄₉ X₇₅₀ X₇₅₁ X₇₅₂ X₇₅₃ X₇₅₄ X₇₅₅ X₇₅₆ X₇₅₇ X₇₅₈ X₇₅₉ X₇₆₀ X₇₆₁ X₇₆₂ X₇₆₃ X₇₆₄ X₇₆₅ X₇₆₆ X₇₆₇ X₇₆₈ X₇₆₉ X₇₇₀ X₇₇₁ X₇₇₂ X₇₇₃ X₇₇₄ X₇₇₅ X₇₇₆ X₇₇₇ X₇₇₈ X₇₇₉ X₇₈₀ X₇₈₁ X₇₈₂ X₇₈₃ X₇₈₄ X₇₈₅ X₇₈₆ X₇₈₇ X₇₈₈ X₇₈₉ X₇₉₀ X₇₉₁ X₇₉₂ X₇₉₃ X₇₉₄ X₇₉₅ X₇₉₆ X₇₉₇ X₇₉₈ X₇₉₉ X₈₀₀ X₈₀₁ X₈₀₂ X₈₀₃ X₈₀₄ X₈₀₅ X₈₀₆ X₈₀₇ X₈₀₈ X₈₀₉ X₈₁₀ X₈₁₁ X₈₁₂ X₈₁₃ X₈₁₄ X₈₁₅ X₈₁₆ X₈₁₇ X₈₁₈ X₈₁₉ X₈₂₀ X₈₂₁ X₈₂₂ X₈₂₃ X₈₂₄ X₈₂₅ X₈₂₆ X₈₂₇ X₈₂₈ X₈₂₉ X₈₃₀ X₈₃₁ X₈₃₂ X₈₃₃ X₈₃₄ X₈₃₅ X₈₃₆ X₈₃₇ X₈₃₈ X₈₃₉ X₈₄₀ X₈₄₁ X₈₄₂ X₈₄₃ X₈₄₄ X₈₄₅ X₈₄₆ X₈₄₇ X₈₄₈ X₈₄₉ X₈₅₀ X₈₅₁ X₈₅₂ X₈₅₃ X₈₅₄ X₈₅₅ X₈₅₆ X₈₅₇ X₈₅₈ X₈₅₉ X₈₆₀ X₈₆₁ X₈₆₂ X₈₆₃ X₈₆₄ X₈₆₅ X₈₆₆ X₈₆₇ X₈₆₈ X₈₆₉ X₈₇₀ X₈₇₁ X₈₇₂ X₈₇₃ X₈₇₄ X₈₇₅ X₈₇₆ X₈₇₇ X₈₇₈ X₈₇₉ X₈₈₀ X₈₈₁ X₈₈₂ X₈₈₃ X₈₈₄ X₈₈₅ X₈₈₆ X₈₈₇ X₈₈₈ X₈₈₉ X₈₉₀ X₈₉₁ X₈₉₂ X₈₉₃ X₈₉₄ X₈₉₅ X₈₉₆ X₈₉₇ X₈₉₈ X₈₉₉ X₉₀₀ X₉₀₁ X₉₀₂ X₉₀₃ X₉₀₄ X₉₀₅ X₉₀₆ X₉₀₇ X₉₀₈ X₉₀₉ X₉₁₀ X₉₁₁ X₉₁₂ X₉₁₃ X₉₁₄ X₉₁₅ X₉₁₆ X₉₁₇ X₉₁₈ X₉₁₉ X₉₂₀ X₉₂₁ X₉₂₂ X₉₂₃ X₉₂₄ X₉₂₅ X₉₂₆ X₉₂₇ X₉₂₈ X₉₂₉ X₉₃₀ X₉₃₁ X₉₃₂ X₉₃₃ X₉₃₄ X₉₃₅ X₉₃₆ X₉₃₇ X₉₃₈ X₉₃₉ X₉₄₀ X₉₄₁ X₉₄₂ X₉₄₃ X₉₄₄ X₉₄₅ X₉₄₆ X₉₄₇ X₉₄₈ X₉₄₉ X₉₅₀ X₉₅₁ X₉₅₂ X₉₅₃ X₉₅₄ X₉₅₅ X₉₅₆ X₉₅₇ X₉₅₈ X₉₅₉ X₉₆₀ X₉₆₁ X₉₆₂ X₉₆₃ X₉₆₄ X₉₆₅ X₉₆₆ X₉₆₇ X₉₆₈ X₉₆₉ X₉₇₀ X₉₇₁ X₉₇₂ X₉₇₃ X₉₇₄ X₉₇₅ X₉₇₆ X₉₇₇ X₉₇₈ X₉₇₉ X₉₈₀ X₉₈₁ X₉₈₂ X₉₈₃ X₉₈₄ X₉₈₅ X₉₈₆ X₉₈₇ X₉₈₈ X₉₈₉ X₉₉₀ X₉₉₁ X₉₉₂ X₉₉₃ X₉₉₄ X₉₉₅ X₉₉₆ X₉₉₇ X₉₉₈ X₉₉₉ X₁₀₀₀ X₁₀₀₁ X₁₀₀₂ X₁₀₀₃ X₁₀₀₄ X₁₀₀₅ X₁₀₀₆ X₁₀₀₇ X₁₀₀₈ X₁₀₀₉ X₁₀₁₀ X₁₀₁₁ X₁₀₁₂ X₁₀₁₃ X₁₀₁₄ X₁₀₁₅ X₁₀₁₆ X₁₀₁₇ X₁₀₁₈ X₁₀₁₉ X₁₀₂₀ X₁₀₂₁ X₁₀₂₂ X₁₀₂₃ X₁₀₂₄ X₁₀₂₅ X₁₀₂₆ X₁₀₂₇ X₁₀₂₈ X₁₀₂₉ X₁₀₃₀ X₁₀₃₁ X₁₀₃₂ X₁₀₃₃ X₁₀₃₄ X₁₀₃₅ X₁₀₃₆ X₁₀₃₇ X₁₀₃₈ X₁₀₃₉ X₁₀₄₀ X₁₀₄₁ X₁₀₄₂ X₁₀₄₃ X₁₀₄₄ X₁₀₄₅ X₁₀₄₆ X₁₀₄₇ X₁₀₄₈ X₁₀₄₉ X₁₀₅₀ X₁₀₅₁ X₁₀₅₂ X₁₀₅₃ X₁₀₅₄ X₁₀₅₅ X₁₀₅₆ X₁₀₅₇ X₁₀₅₈ X₁₀₅₉ X₁₀₆₀ X₁₀₆₁ X₁₀₆₂ X₁₀₆₃ X₁₀₆₄ X₁₀₆₅ X₁₀₆₆ X₁₀₆₇ X₁₀₆₈ X₁₀₆₉ X₁₀₇₀ X₁₀₇₁ X₁₀₇₂ X₁₀₇₃ X₁₀₇₄ X₁₀₇₅ X₁₀₇₆ X₁₀₇₇ X₁₀₇₈ X₁₀₇₉ X₁₀₈₀ X₁₀₈₁ X₁₀₈₂ X₁₀₈₃ X₁₀₈₄ X₁₀₈₅ X₁₀₈₆ X₁₀₈₇ X₁₀₈₈ X₁₀₈₉ X₁₀₉₀ X₁₀₉₁ X₁₀₉₂ X₁₀₉₃ X₁₀₉₄ X₁₀₉₅ X₁₀₉₆ X₁₀₉₇ X₁₀₉₈ X₁₀₉₉ X₁₁₀₀ X₁₁₀₁ X₁₁₀₂ X₁₁₀₃ X₁₁₀₄ X₁₁₀₅ X₁₁₀₆ X₁₁₀₇ X₁₁₀₈ X₁₁₀₉ X₁₁₁₀ X₁₁₁₁ X₁₁₁₂ X₁₁₁₃ X₁₁₁₄ X₁₁₁₅ X₁₁₁₆ X₁₁₁₇ X₁₁₁₈ X₁₁₁₉ X₁₁₂₀ X₁₁₂₁ X₁₁₂₂ X₁₁₂₃ X₁₁₂₄ X₁₁₂₅ X₁₁₂₆ X₁₁₂₇ X₁₁₂₈ X₁₁₂₉ X₁₁₃₀ X₁₁₃₁ X₁₁₃₂ X₁₁₃₃ X₁₁₃₄ X₁₁₃₅ X₁₁₃₆ X₁₁₃₇ X₁₁₃₈ X₁₁₃₉ X₁₁₄₀ X₁₁₄₁ X₁₁₄₂ X₁₁₄₃ X₁₁₄₄ X₁₁₄₅ X₁₁₄₆

2. Turnitin Advanced Options

Under **Turnitin Advanced Options** you can allow late submissions. You may also select which repositories the submission will be searched against when you create the assignment (e.g. stored student papers, the Internet, journals, periodicals and publications).



TURNITIN ADVANCED OPTIONS

Allow Late Submissions: No

Report Generation Speed: Generate reports immediately, first report is final

Store Student Papers: Standard Repository

Check against stored student papers: Yes

Check against Internet: Yes

Check against journals, periodicals and publications: Yes

Exclude Bibliography: No

Exclude Quoted Material: No

Exclude Small Matches: [Empty field]

Words: [Empty field]

COMMON MODULE SETTINGS

Group mode: Visible groups

Grouping: None

Available for group members only: [Empty field]

[Hide advanced](#)

3. Common Module Settings

Under **Common Module Settings** it is possible to hide/show the assignment to different groups.

Once you are happy with your choices, at the bottom of the page, click [Save and display](#)

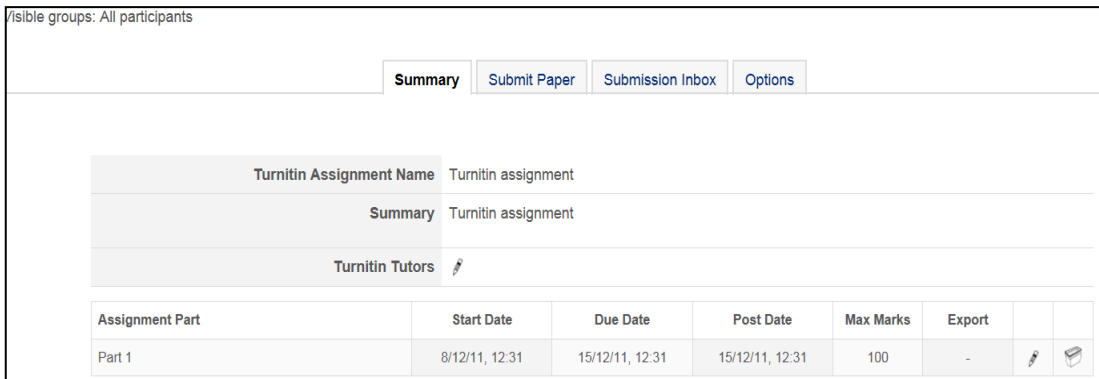
This will sync the assignment with your Moodle course.

Synchronising Data

Initialising Assignment Part 1
67% - (About 3 Secs Remaining)

Summary

You will now see the **Summary** tab with the information you entered. If you click on the pencil icon, you can enter the dates and times for the Start Date, Due Date and Post Date.



Visible groups: All participants

Summary | [Submit Paper](#) | [Submission Inbox](#) | [Options](#)

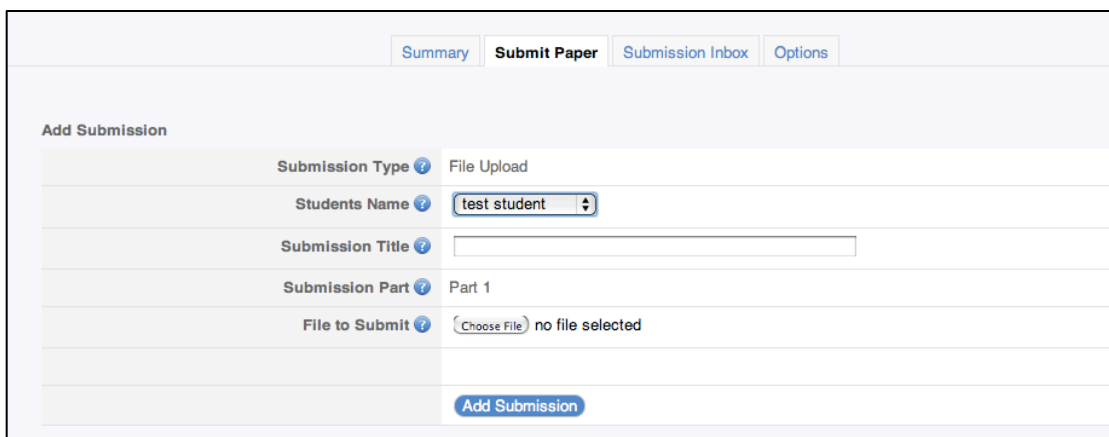
Turnitin Assignment Name	Turnitin assignment					
Summary	Turnitin assignment					
Turnitin Tutors						

Assignment Part	Start Date	Due Date	Post Date	Max Marks	Export		
Part 1	8/12/11, 12:31	15/12/11, 12:31	15/12/11, 12:31	100	-		

Submit Paper

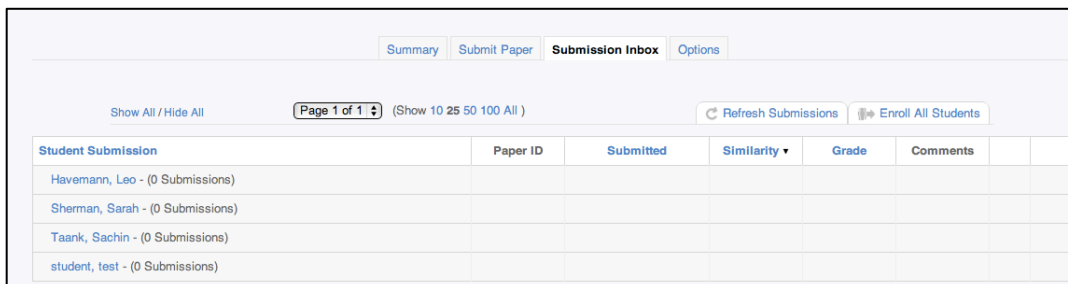
This tab will allow you to submit a paper on behalf of the student. You need to select the student's name from the drop-down menu. Then you need to complete the remaining text boxes and click the **Choose File** button to select the file you would like to submit. Finally, click the **Add Submission** button.

Note: Files, that are larger than 20MB, or password protected, encrypted, hidden, system files or Read Only files cannot be uploaded or submitted to Turnitin.



Submission Inbox

This tab displays a list of students enrolled in the course and a summary of the originality scores associated with their submissions. If there are multiple parts for the assignment, you may need to expand the list of submissions by clicking on the [+] symbol next to the student name to see all the student's details.



Student Submission	Paper ID	Submitted	Similarity	Grade	Comments
Havemann, Leo - (0 Submissions)					
Sherman, Sarah - (0 Submissions)					
Taank, Sachin - (0 Submissions)					
student, test - (0 Submissions)					

Options

This tab allows you to select various options for the Turnitin assignment. It is recommended to leave the default settings as they are.

Summary Submit Paper Submission Inbox Options	
General Settings	
Auto Submit ?	Submit to Turnitin Immediately on Upload
Results Per Page ?	25
Grading Settings	
Grade Display ?	Show grades as Percentage (e.g. 89%)
Auto Refresh Grades / Scores ?	Yes, automatically refresh originality scores and gra
Submission List ?	List all students
Comments Settings	
Comments Remain Editable ?	30 Minutes
Maximum Comment Length ?	800 Characters
Save Changes	

Congratulations, you have now successfully created a Turnitin assignment!