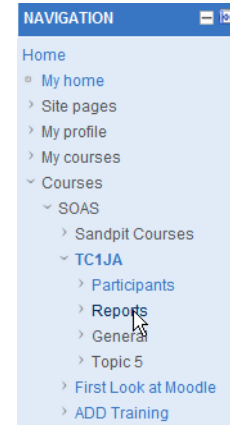


Moodle Reports allow tutors and course administrators to look at course logs and user activity reports. There are three types of reports: **Live Logs**, **Activity Reports** and **Participation Reports**. To view **Reports** for your Moodle course, go to the Navigation block and click on **Reports**. The reports on this page will allow you to filter course actions up to a year ago by user, date, resource, activity and action.



Choose which logs you want to see:

Training Course All participants Today, 26 January 2012 All activities All actions

Display on page Get these logs

Or watch current activity:

Live logs from the past hour

Activity report

Participation report

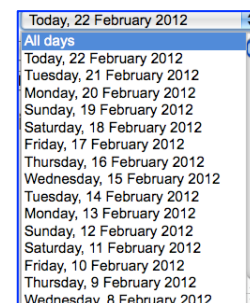
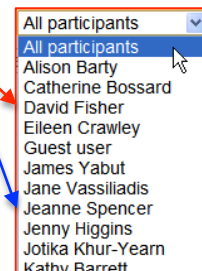
Statistics is not currently enabled

You can use this tool to see what a particular student has been doing and when they last accessed the course or a particular resource or activity. For example, to see the last access for a particular student, select their name from the drop-down menu that says **All Participants**.

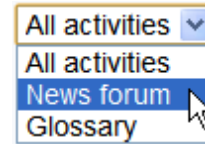
In the next drop-down menu, where it gives today's date, choose **All days**. To see the last time the student accessed the course, leave the remaining filters as they are and click

Get these logs

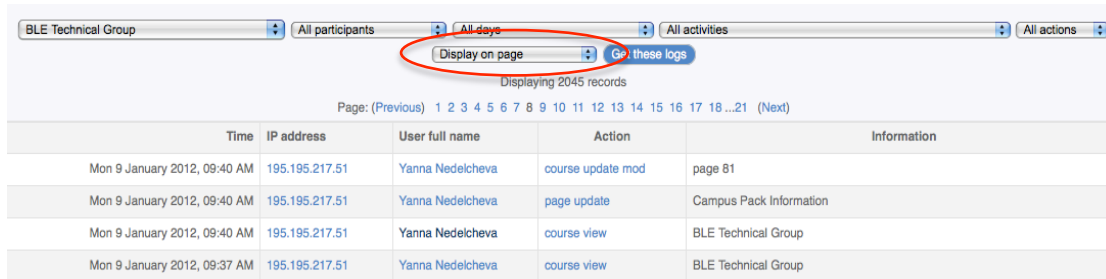
The last time the student accessed the course will be displayed at the top of the list. To see the last time the student accessed a particular activity or resource, select the resource/activity from the All activities drop-down menu.



The resources and activities in this list are sorted by the topic area / week they appear in. The last time the student accessed this activity will be displayed at the top of the list.



To download the logs, choose the type of file you would like to download from the last drop-down menu that says **Display on page** and click [Get these logs](#)



BLE Technical Group | All participants | All days | All activities | All actions

Display on page | [Get these logs](#)

Displaying 2045 records

Page: (Previous) 1 2 3 4 5 6 7 8 9 10 11 12 13 14 15 16 17 18 ...21 (Next)

Time	IP address	User full name	Action	Information
Mon 9 January 2012, 09:40 AM	195.195.217.51	Yanna Nedelcheva	course update mod	page 81
Mon 9 January 2012, 09:40 AM	195.195.217.51	Yanna Nedelcheva	page update	Campus Pack Information
Mon 9 January 2012, 09:40 AM	195.195.217.51	Yanna Nedelcheva	course view	BLE Technical Group
Mon 9 January 2012, 09:37 AM	195.195.217.51	Yanna Nedelcheva	course view	BLE Technical Group

The **Activity report** shows all activity in the course on a single page, sorted by topic / week number. Each item will be shown with its type, name, and number of times it has been viewed and the date and time it was last access.