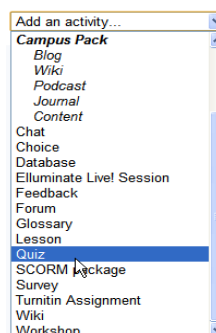


# Adding quizzes in Moodle

To add a quiz in a topic, turn on editing, click **Add an activity...** and select **Quiz**



Give the quiz a meaningful **Name** and in the **Introduction**, explain clearly what the students have to do, provide any pre-quiz requirements, etc. You can use the text editor to add links, images, etc. There are several options available; the most useful ones are described here:

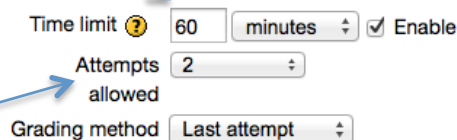
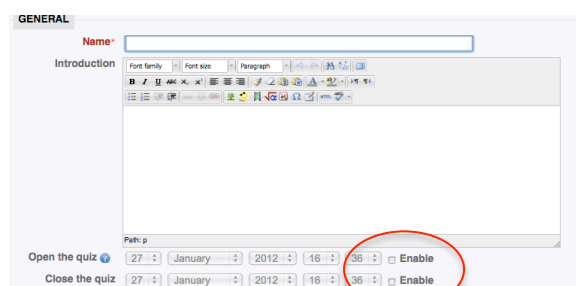
**Timing** - you can choose when the quiz is available to students by setting the open date/time; to do this you will need to tick the **Enable** box.

When a close date/time is set, Moodle will automatically submit the quiz after this time expires. The student is warned when time is running out.

**Time limit** - by default, quizzes do not have a time limit. To set a quiz under timed conditions, click **Enable** and specify the time limit (the units of time available are *days*, *hours*, *minutes* and *seconds*).

**Attempts** - set the number of attempts you want your students to have (from *unlimited* to *10 attempts*). Formative (self test) quizzes will usually allow multiple attempts, summative (exam condition) quizzes usually allow one.

**Grades** - how the attempts (if more than one) are graded (i.e. *Highest*, *Average*, *First* or *Last*).



# Adding quizzes in Moodle

Layout - shuffling (randomising) the questions and choices within each question helps stop repetition and predictable patterns.

**LAYOUT**

Question order:

New page:

**QUESTION BEHAVIOUR**

Shuffle within questions:

How questions behave:

Review options – enables you to control what information students will be shown they review past attempts or look at quiz reports. Information that can be controlled in these ways:

**The attempt:** what the student entered in response to each question.

**Whether correct:** correct answer to each question.

**Marks:** score the student receives on each question.

**Specific feedback:** feedback that is specific to the student's response to each question.

**General feedback:** general feedback for the question, which does not depend on the student's response.

**Overall feedback:** overall feedback for the whole attempt.

**REVIEW OPTIONS**

During the attempt	Immediately after the attempt
<input checked="" type="checkbox"/> The attempt	<input checked="" type="checkbox"/> The attempt
<input checked="" type="checkbox"/> Whether correct	<input checked="" type="checkbox"/> Whether correct
<input checked="" type="checkbox"/> Marks	<input checked="" type="checkbox"/> Marks
<input checked="" type="checkbox"/> Specific feedback	<input checked="" type="checkbox"/> Specific feedback
<input checked="" type="checkbox"/> General feedback	<input checked="" type="checkbox"/> General feedback
<input checked="" type="checkbox"/> Right answer	<input checked="" type="checkbox"/> Right answer
<input type="checkbox"/> Overall feedback	<input checked="" type="checkbox"/> Overall feedback

Later, while the quiz is still open	After the quiz is closed
<input checked="" type="checkbox"/> The attempt	<input checked="" type="checkbox"/> The attempt
<input checked="" type="checkbox"/> Whether correct	<input checked="" type="checkbox"/> Whether correct
<input checked="" type="checkbox"/> Marks	<input checked="" type="checkbox"/> Marks
<input checked="" type="checkbox"/> Specific feedback	<input checked="" type="checkbox"/> Specific feedback
<input checked="" type="checkbox"/> General feedback	<input checked="" type="checkbox"/> General feedback
<input checked="" type="checkbox"/> Right answer	<input checked="" type="checkbox"/> Right answer
<input checked="" type="checkbox"/> Overall feedback	<input checked="" type="checkbox"/> Overall feedback

You can determine when the students will see each of these items:

**Immediately after the attempt** is within 2 minutes of the student clicking "submit all and finish".

**Later, while the quiz is still open** is after 2 minutes, but before the close date (if the quiz does not have a close date, this phase never ends).

**After the quiz is closed** is what it says (you never get here for quizzes without a close date).

Users with the capability 'View hidden grades' (typically teachers and administrators) are not affected by these settings and will always be able to review all information about a student's attempt at any time.